



UNIVERSITY OF  
NORTHERN COLORADO



# Table of Contents

# Explanation of Enrollment Data

## Quick Summary

Fall 2019	Fall 2018	Change
9,810	10,232	↓ (422)




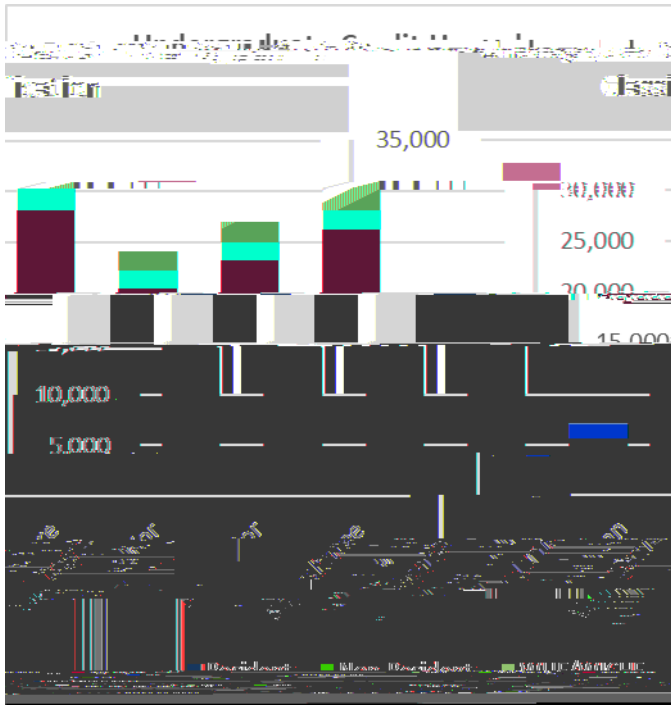
Fall 2019	Fall 2018	Change
		↓
		↑
		↑
		↓
		↓
		↓
		↓
		↓
		↓
		↑
		↓





## Credit Hours Classification Summary

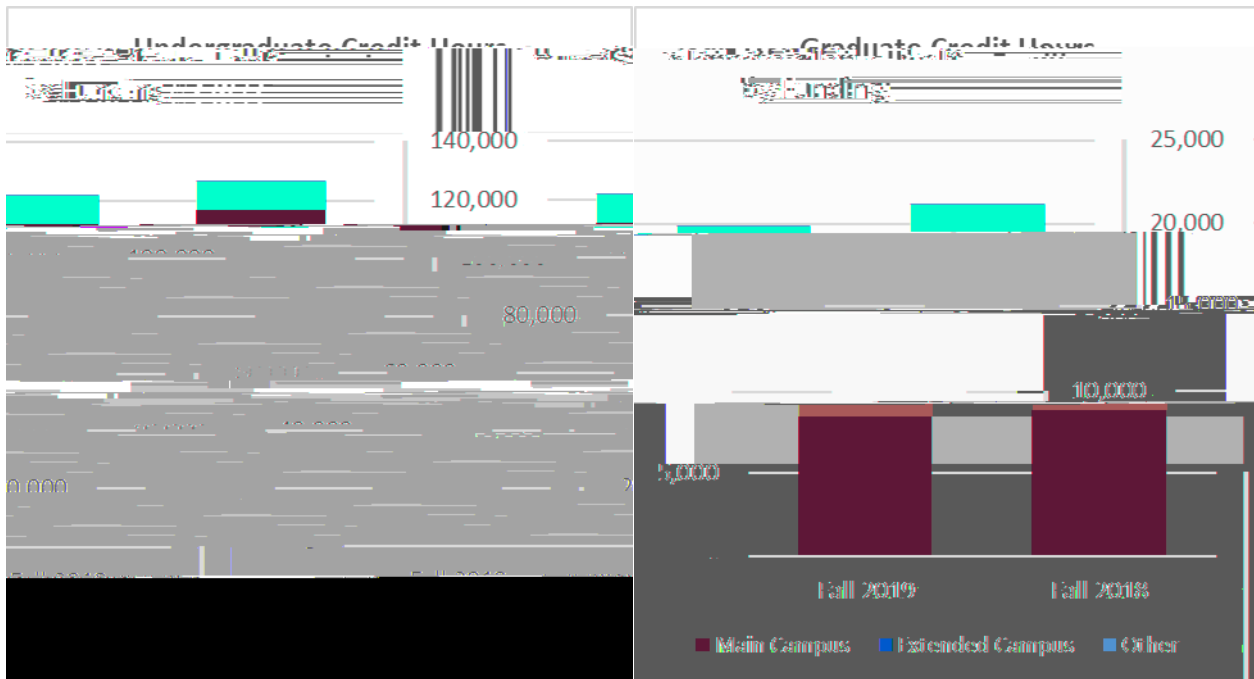
Credit Hours by Classification								
	Classification	Fall 2019					Fall 2018	% Change
		Resident	Non-Resident	WUE/WICHE	Total	%	Total	
Undergraduate					32,711	26.9%		-8.0%
					24,059	19.7%		-9.7%
					27,004	22.2%		1.8%
					30,996	25.4%		-0.2%
					7,086	5.8%		5.6%
<b>Undergraduate Total</b>		<b>103,732</b>	<b>9,051</b>	<b>9,073</b>	<b>121,856</b>		<b>126,480</b>	<b>-3.7%</b>
Graduate					13,232	66.8%		-4.2%
					4,149	20.9%		-10.9%
	Masters & Doctoral Total	11,177	5,436	768	17,381	87.7%	18,469	-5.9%
					1,064	5.4%		-5.3%
					675	3.4%		-8.0%
					690	3.5%		-19.5%
	Lic., Spec & Unclassified Total	1,497	791	141	2,429	12.3%	2,714	-10.5%
<b>Graduate Total</b>		<b>12,674</b>	<b>6,227</b>	<b>909</b>	<b>19,810</b>		<b>21,183</b>	<b>-6.5%</b>
<b>Grand Total</b>		<b>116,406</b>	<b>15,278</b>	<b>9,982</b>	<b>141,666</b>		<b>147,663</b>	<b>-4.1%</b>





## Funding Summary (Credit Hours)

Resident	Non-Resident	WUE/WICHE	Total	Resident	Non-Resident	WUE/WICHE	Total	
			111,968				117,104	-4.4%
			9,775				9,302	5.1%















## Ethnicity Summary (continued)

#	%	#	%	#	%	#	%	#	%
---	---	---	---	---	---	---	---	---	---

289	10.8%
-----	-------

71	2.7%
----	------




## First Generation Summary

### Undergraduate Degree-Seeking First Generation

	Fall 2019								Fall 2018	
	Resident		Non-Resident Fall		WUE/WICHE		Total		Total	
	#	%	#	%	#	%	#	%	#	%
First Generation							3,659	43%		
Non-First Generation							4,638	55%		
Unknown							151	2%		
<b>Grand Total</b>	<b>7,200</b>		<b>584</b>		<b>664</b>		<b>8,448</b>		<b>8,903</b>	

\*\*Low income students are determined by Pell Grant Eligibility.



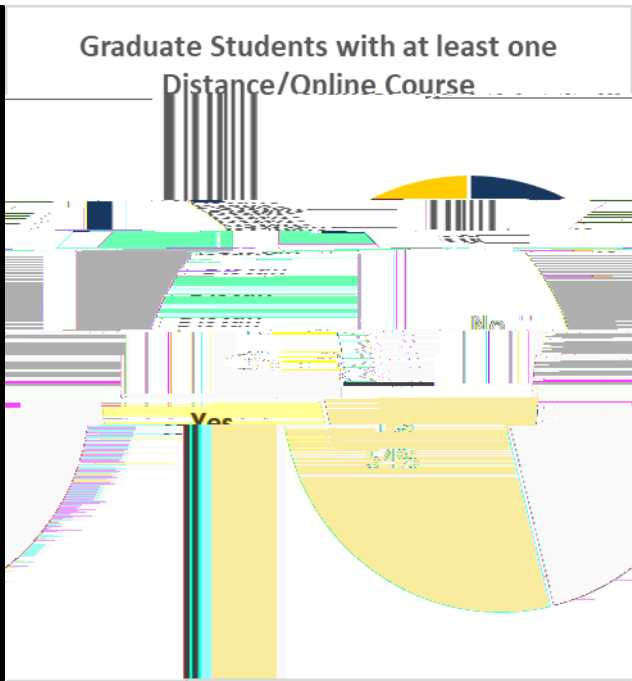





New, T

## Online Summary

	#	%	#	%	#	%	#	%	#	%
Undergraduate Total	8,317		826		667		9,810		10,232	

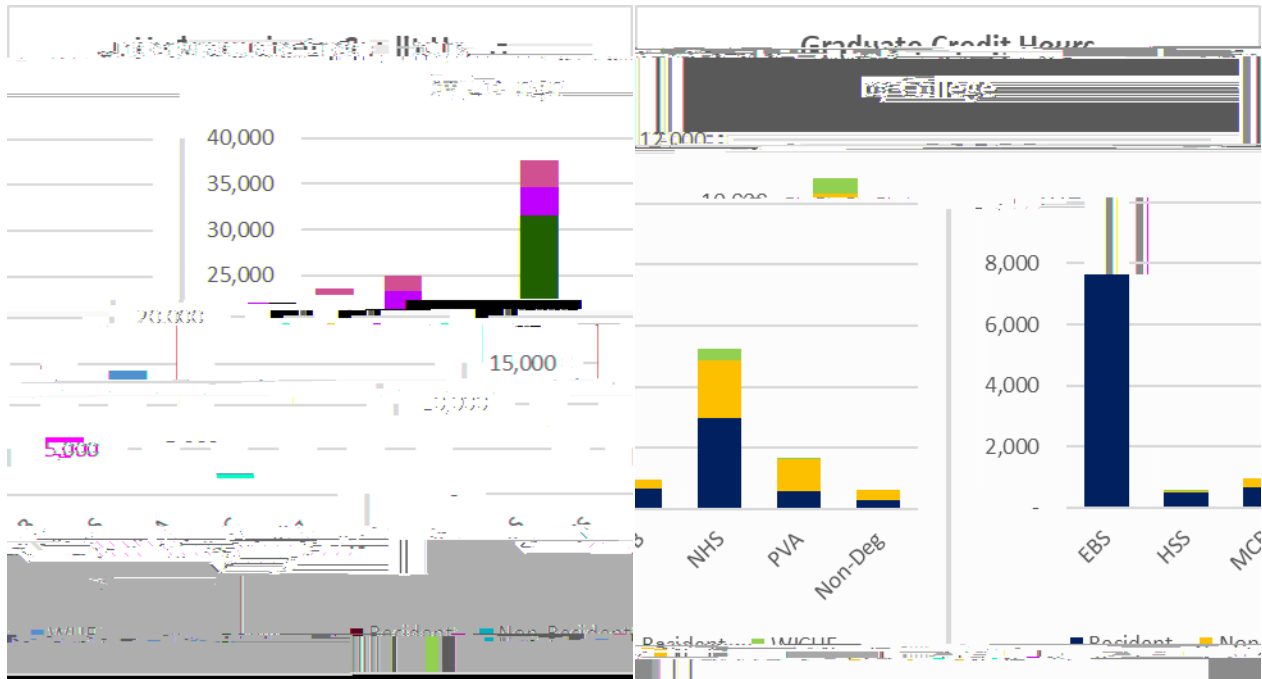








## College Summary (continued)





## Three Year History