

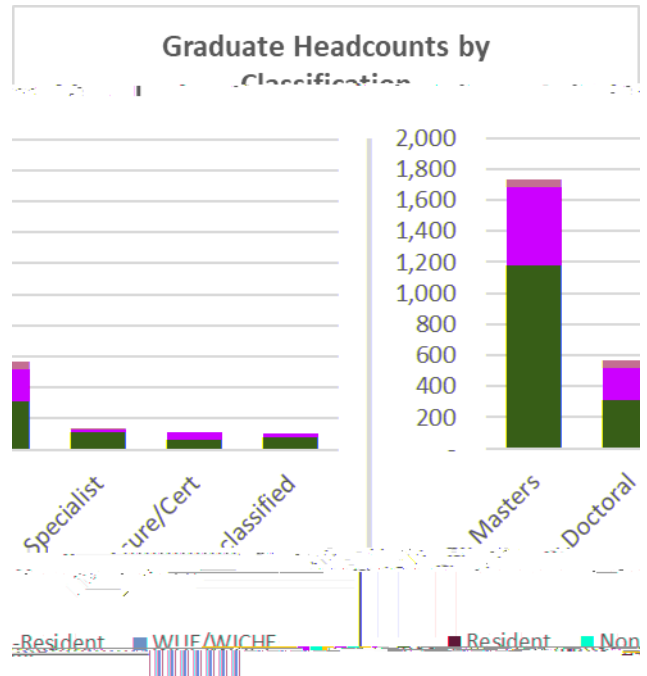

Table of Contents



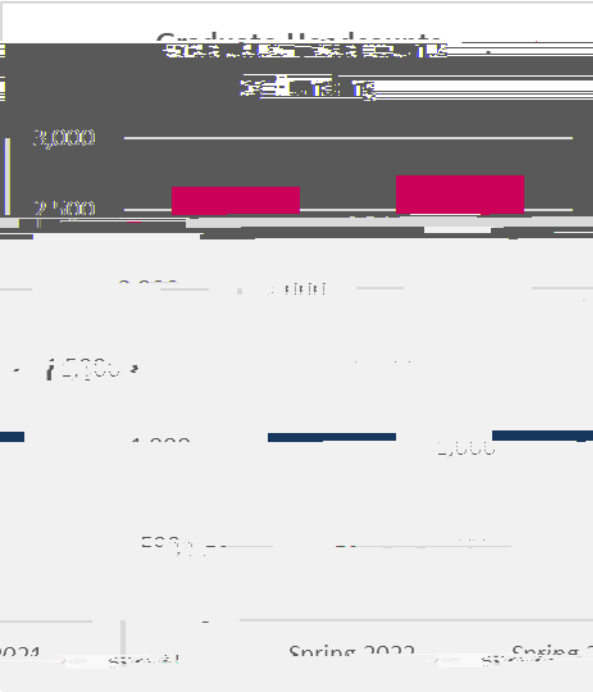

**University of Northern Colorado
Spring 2022 Census
Student Profile**

Headcount Classification Summary

	Resident	Non-Resident	WUE/WICHE	Spring 2021		
				Total	%	Total
				999	15.9%	-2.1%
				1,166	18.6%	-17.4%
				1,522	24.2%	-12.0%
				2,266	36.1%	-10.7%
				329	5.2%	-13.6%
Undergraduate Total	5,389	428	465	6,282		7,079
				1,733	65.3%	-3.8%
				565	21.3%	1.4%
				141	5.3%	1.4%
				114	4.3%	-6.6%
				102		

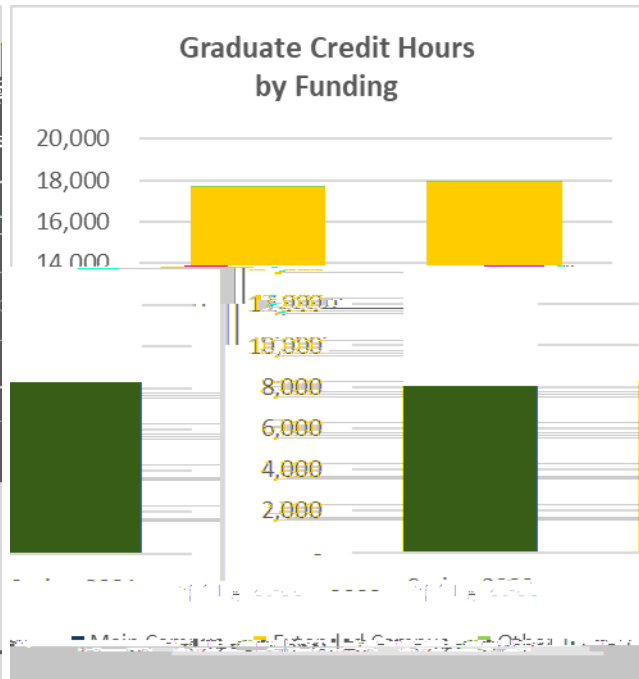






Funding Summary (Headcounts)



Funding Summary (Credit Hours)

Resident	Non-Resident	WUE/WICHE	Total	Resident	Non-Resident	WUE/WICHE	Total
----------	--------------	-----------	-------	----------	--------------	-----------	-------



Funding Summary (International Separate)



Course Load Summary



Average Course Load Summary (Continued)

	Resident	Non-Resident	WICHE	Total	Total	Spring 2021
				10.1		0.0%
				10.6		-1.9%
				10.8		4.9%
				9.0		-8.2%
				9.0		0.0%
Full-Time Average	10.3	10.2	10.7	10.3	10.3	0.0%
				5.2		

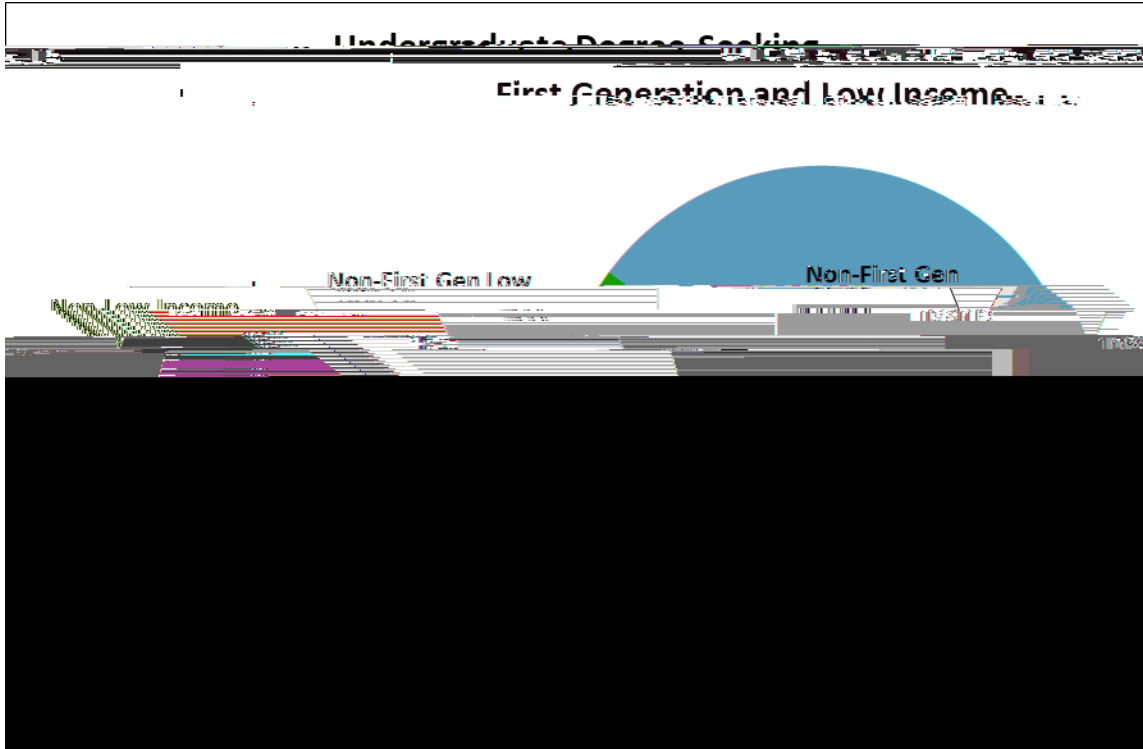


Ethnicity Summary

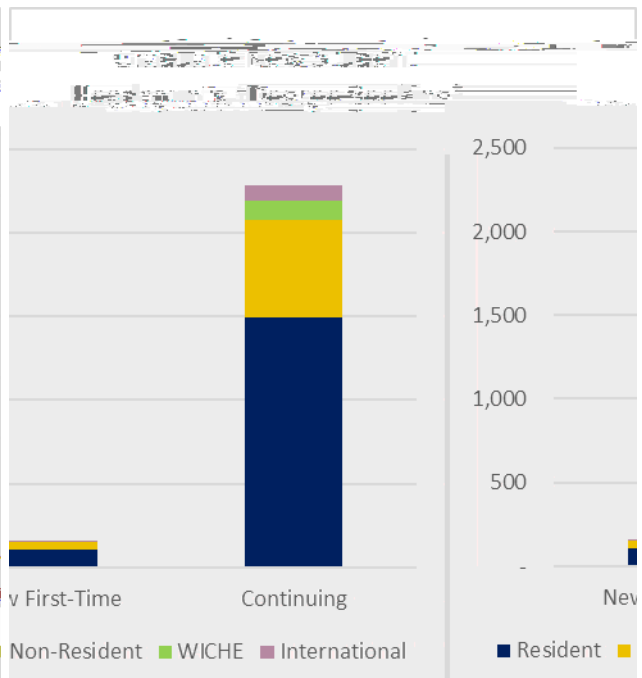
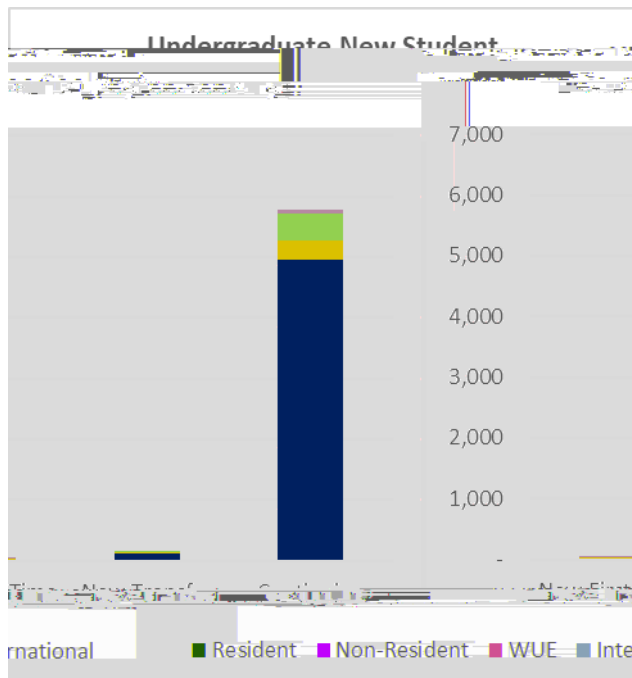


First Generation and Low Income Combined Summary

		Undergraduate Degree-Seeking First Generation and Low Income										
		Spring 2022						Spring 2021				
		Resident		Non-Resident		WUE/WICHE		Total				
		#	%	#	%	#	%	% of Total	#	%	% of Total	
First Generation	Low Income							1,107	45%	19%		
	Non-Low Income							1,344	55%	22%		
Total First Generation		2,193		115		143		2,451		41%	2,791	42%
Non-First Generation	Low Income							606	17%	10%		
	Non-Low Income							2,896	83%	49%		
Total Non-First Generation		2,900		288		314		3,502		59%	3,907	58%
Grand Total		5,093		403		457		5,953			6,698	



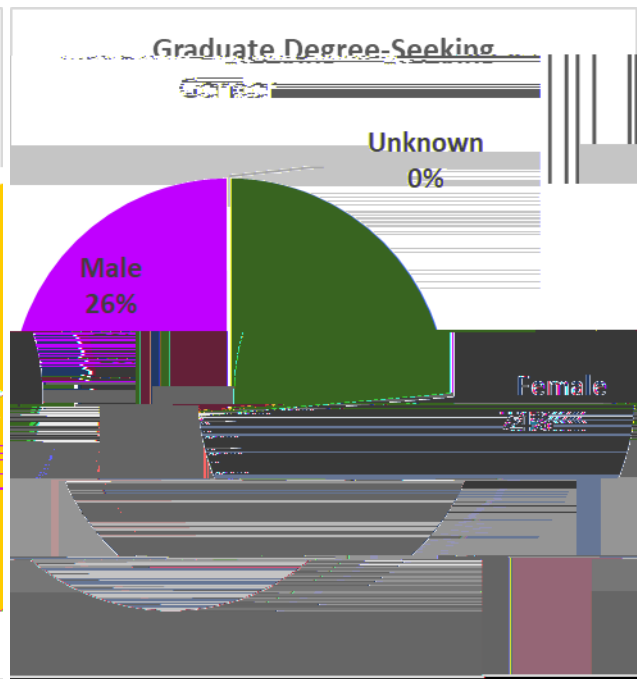
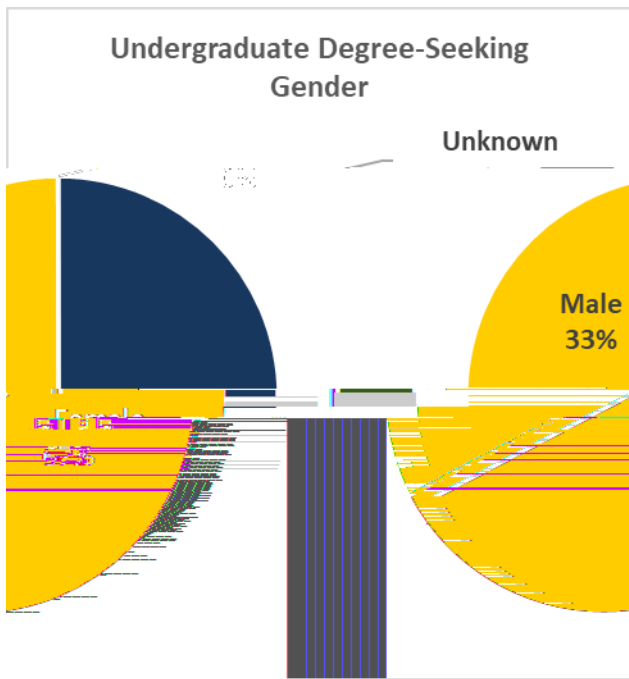
New, Transfer and Continuing Student Summary



Gender Summary

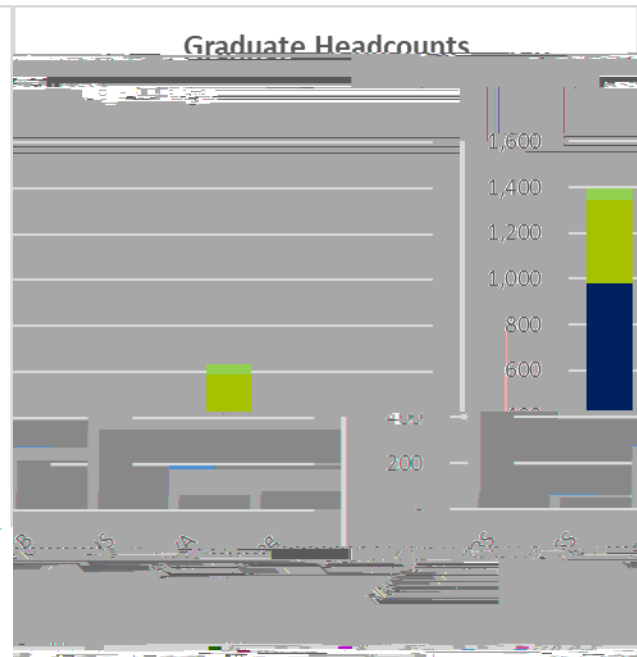
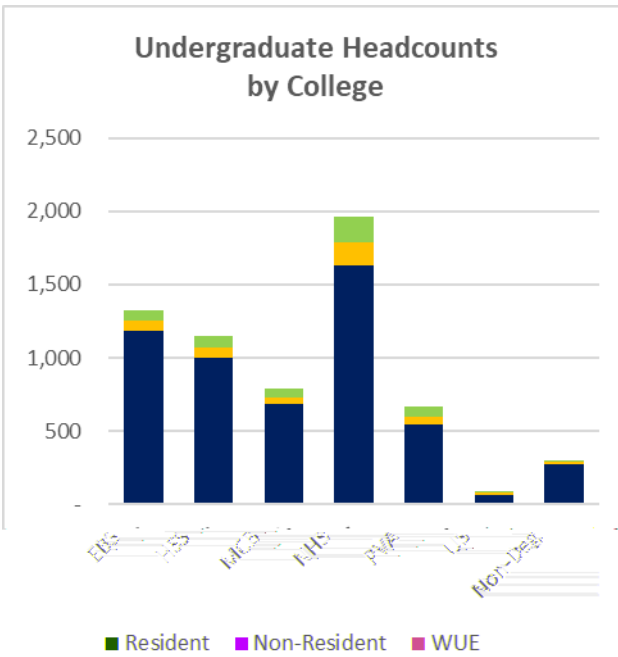
Degree-Seeking Gender Summary by Student Level

Gender	Spring 2022				Spring 2021			
	Resident #	Resident %	Non-Resident #	Non-Resident %	#	%	#	%
Undergraduate								
Undergraduate Total	5,093		403		457		5,953	6,698
Graduate								
Graduate Total	1,601		725		113		2,439	2,497
Grand Total	6,694		1,128		570		8,392	9,195



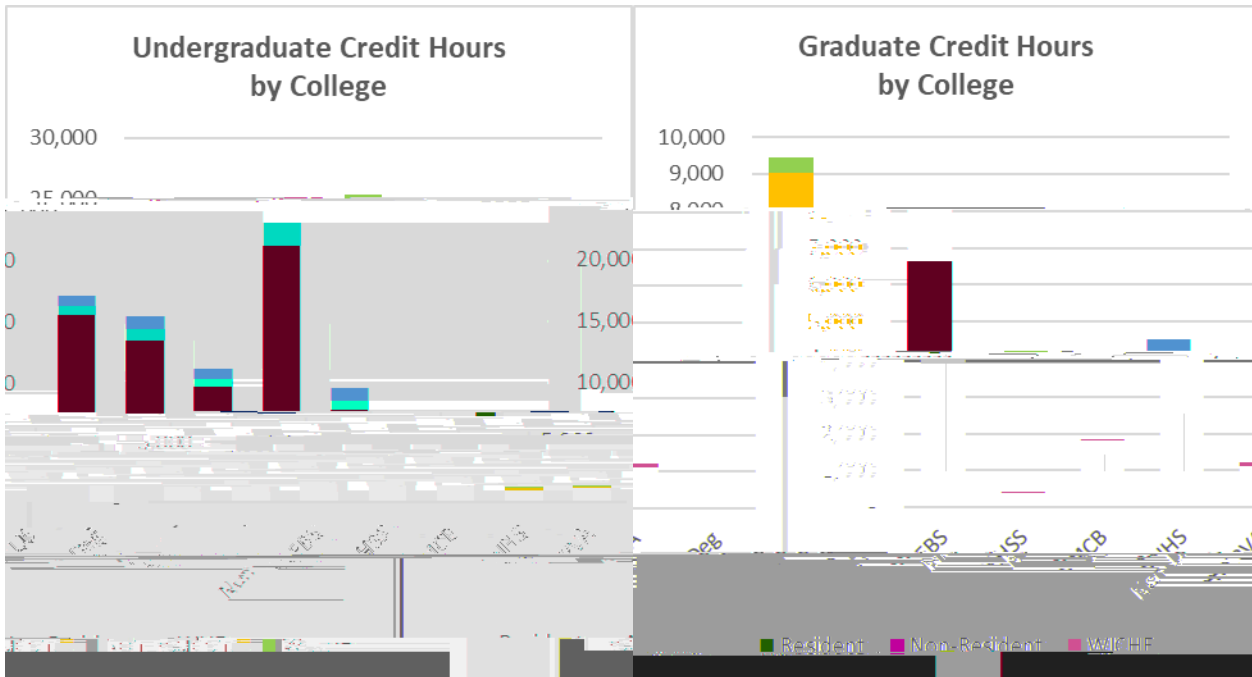
College Summary

#	%	#	%	#	%	#	%	#	%
						1,326	21%		



College Summary (Continued)

College Summary - Credit Hours											
	College	Spring 2022								Spring 2021	
		Resident		Non-Resident		WUE/WICHE		Total		Total	
		#	%	#	%	#	%	#	%	#	%
Undergraduate								17,192	21%		
								15,495	19%		
								11,147	14%		
								25,323	31%		
								9,618	12%		
								1,259	1%		
							1,289	2%			
Undergraduate Total		69,872		5,351		6,100		81,323		90,814	
Graduate								9,456	53%		
								383	2%		
								1,810	10%		
								4,515	26%		
								1,231	7%		
							281	2%			
Graduate Total		11,549		5,189		938		17,676		17,914	
Grand Total		81,421		10,540		7,038		98,999		108,728	



Three Year History

